

Salem-Keizer Transit

Transit Bus Life Cycle Cost

Gregg Thompson

SAMTD Maintenance Manager



- 40' B5 Biodiesel
- 40' CNG
- 40' Hybrid Electric

- 34 bus fleet
- 12 year useful life

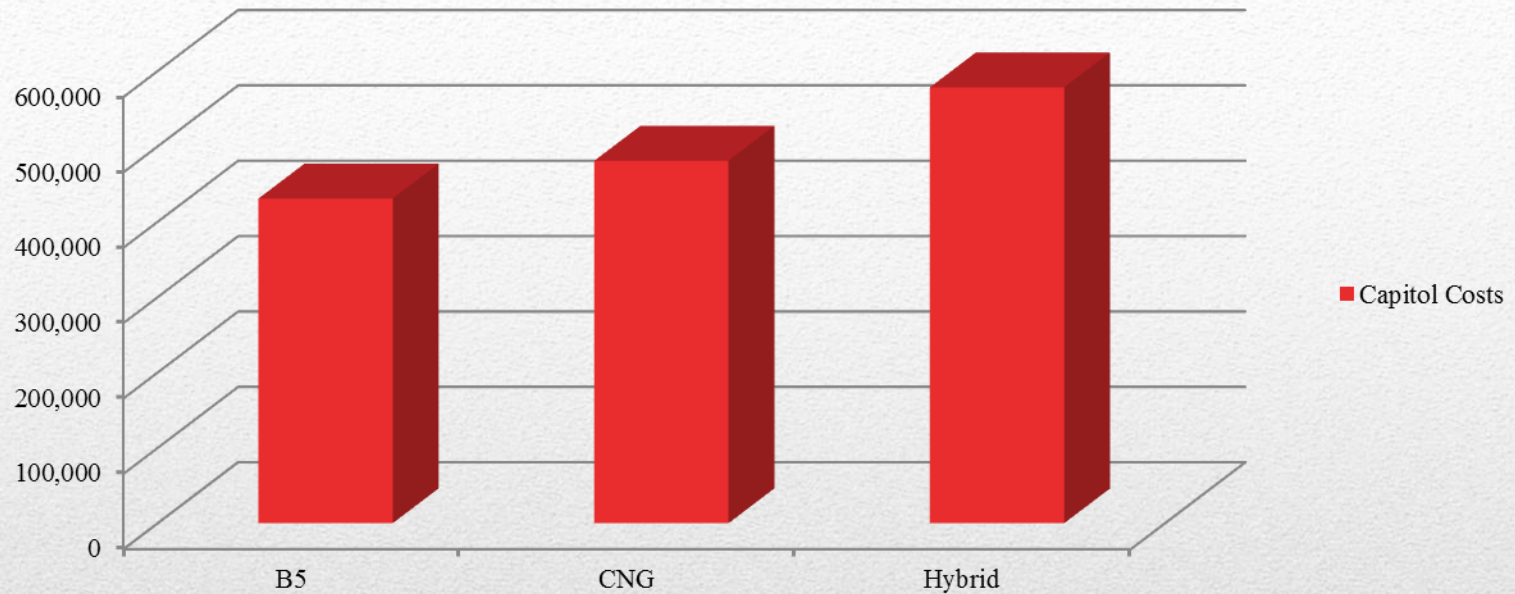
- This report covers comparative costs only. It does not account for reducing emissions or environmental impacts.

Vehicles Compared





Capital Costs



	Vehicle Cost	Infrastructure Costs	Emissions Equipment	Total
B5 Diesel	\$428,591	\$0	\$2,150	\$430,741
CNG	\$468,503	\$12,352	\$0	\$480,855
Hybrid	\$578,357	\$0	\$0	\$578,357

Figure A reflects the capital costs of buses employing different fuel types and technologies. It includes the cost for vehicle procurement, CNG station (CNG only), depot modification, and emissions reduction equipment (diesel bus only). The itemized costs are discussed below.

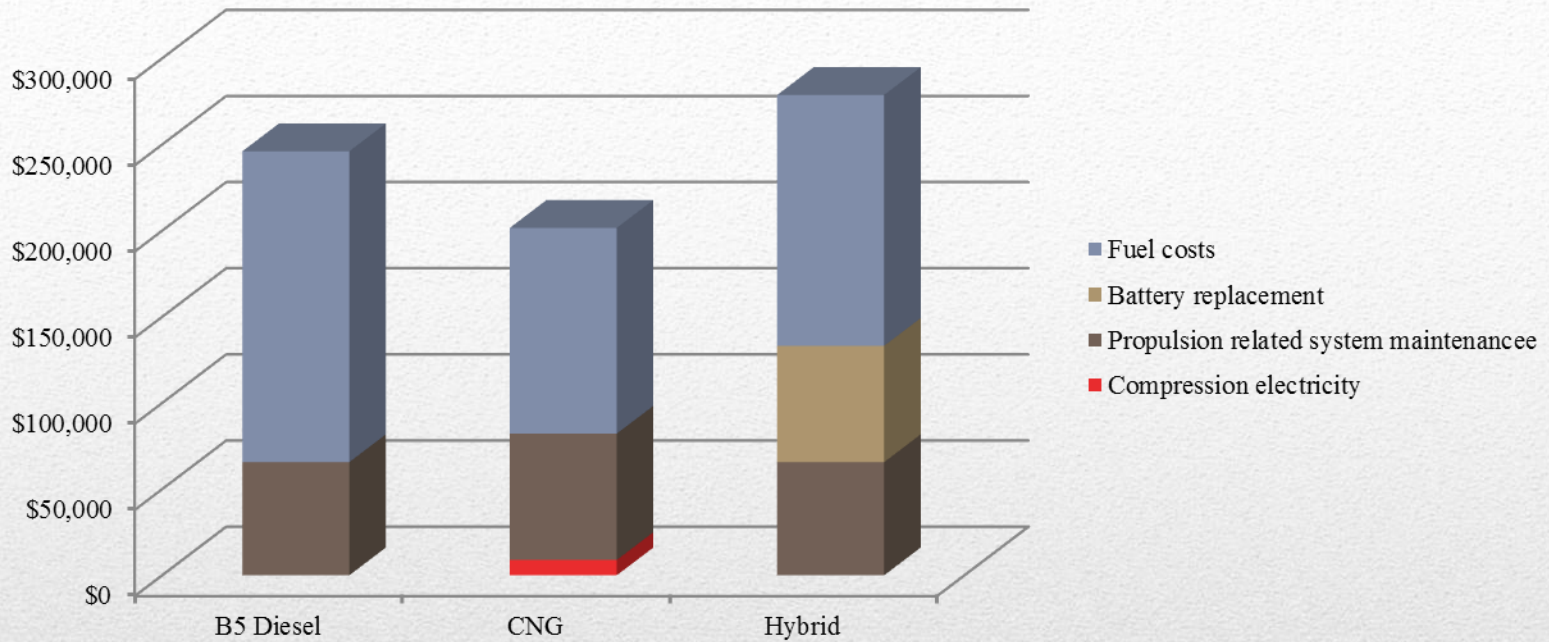
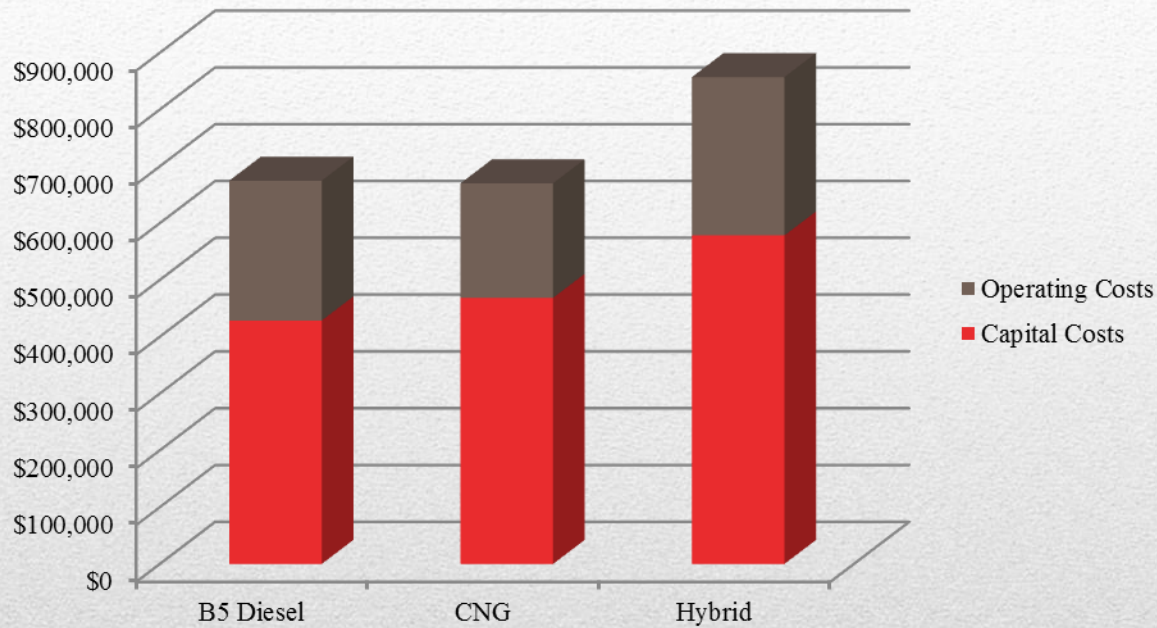


Figure B. Total Operation Costs per individual bus over a 12 year period.

	B5 Diesel	CNG	Hybrid
Compression Electricity	\$0	\$8,894	\$0
Propulsion Related Maintenance	\$65,700	\$73,337	\$65,700
Battery Replacement	\$0	\$0	\$67,500
Fuel Costs	\$180,404	\$119,413	\$145,589
Totals	\$246,104	\$201,664	\$278,789

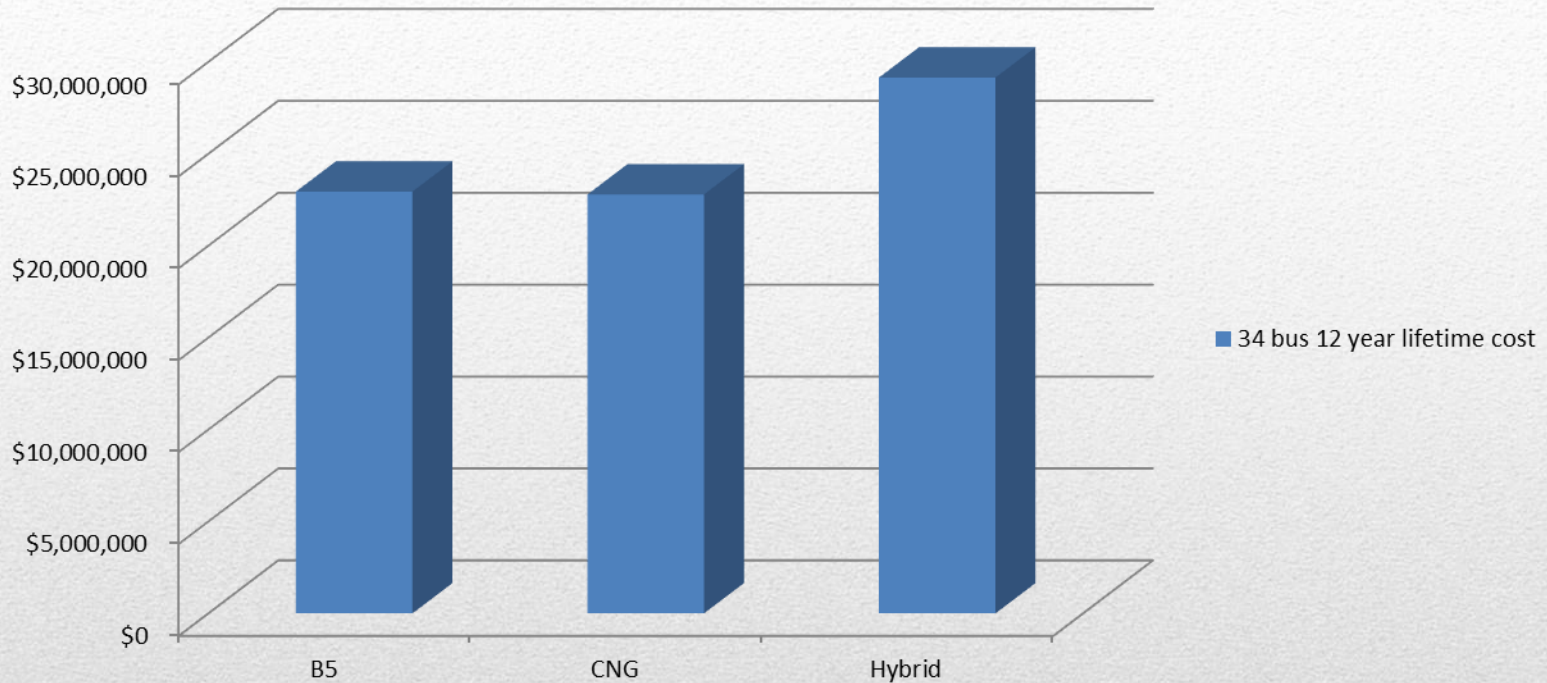


	Capital Costs	Operating Costs	Totals
B5 Diesel	\$428,591	\$246,104	\$674,695
CNG	\$468,503	\$201,664	\$670,167
Hybrid	\$578,357	\$278,789	\$857,146

Figure C. Total 12 year cost (Capital and operating) individual bus in a 34 bus fleet



34 bus 12 year lifecycle cost




	Lifetime Cost
B5 Diesel	\$22,939,630
CNG	\$22,785,678
Hybrid	\$29,142,964

Figure D reflects an overall lifetime cost of a 34 bus fleet utilizing different technologies. CNG is the lowest overall cost followed closely by B5 Diesel. CNG lifetime costs are \$153,952 lower than B5 Diesel. Hybrid technology is \$6,357,286 higher than CNG.



- Fuel Tax Credit .50 per gallon
- Mileage and costs may vary
- Numerous grants available for alternative fuel and low emissions vehicles.



Salem-Keizer Transit

Transit Bus Life Cycle Cost

